



# Golf Handicaps

Sandra Hutchins

2018 Rules & Handicap Chair

LPGA Women Who *Play* Long Island

# What is a Handicap?

- ▶ A **USGA Handicap Index** is an indication of your potential as a golfer.
  - ▶ It is not an average, but an approximation of how much over par you would be on a good day on a course of typical difficulty.
  - ▶ Your Handicap Index can be translated to a **Course Handicap** for each course you play. The harder the course, the higher the course handicap.
  - ▶ In Long Island League play we normally use your **Handicap Index**.

# Why Get a Handicap?

- ▶ Most of our Leagues require a Handicap Index.
  - ▶ Harbor Links and Heartland do NOT require a Handicap, and these courses are not rated for handicap play.
  - ▶ Heatherwood and Spring Lake will accept players who are trying to establish a Handicap
- ▶ All LPGA WWP Competitions require a Handicap Index
  - ▶ Chapter Championship, National Championship, Match Play Cup
- ▶ If you play outside of LPGA WWP you will probably be asked for your Handicap.
- ▶ Some courses, especially in Europe, require proof of handicap.

# How the USGA Rates a Course

- ▶ An important aspect of the handicap index is that it can be translated to a course handicap on a variety of courses. To make this possible the USGA (or R&A) rates a course to set two numbers, rating and slope, that describe the difficulty of the course.
- ▶ The **rating** indicates the expected score for a scratch golfer on that course from a particular set of tees. The rating is usually a number between 67 and 75.
- ▶ The **slope** indicates the relative additional difficulty of the course for a “duffer”. Typical slopes are from 89 to 140.
- ▶ An 18 hole course of nominal difficulty has a rating of 72 and slope of 113.
- ▶ A 9 hole course of nominal difficulty has a rating of 36 and a slope of 113.
- ▶ To establish the rating and slope of a course the USGA considers the length, the number of bunkers, the depth and location of bunkers, the amount of water, the slope and undulation of greens, the slope and mounding in fairways, presence of trees, depth of rough, elevation changes,...all those things that make life difficult.
- ▶ Each set of tees had a rating and slope for men and for women. Be sure to use the women's rating and slope for the tees you played.

# Ratings and Slopes on Long Island

	Ratings and slopes for women playing 18 holes from forward tees.			Course Handicap for various Handicap Indices			Expected Score on a Good Day for various Handicap Indices		
Course	Rating	Slope	Par	15	25	35	15	25	35
Heatherwood	58.6	90	60	12	20	28	71	79	86
USGA Nominal Course	72.0	113	72	15	25	35	87	97	107
Eisenhower White	70.6	121	72	16	27	37	87	97	108
Windwatch	70.1	123	72	16	27	38	86	97	108
Bethpage Red	74.1	128	72	17	28	40	91	102	114
Bethpage Black	76.8	150	72	20	33	46	97	110	123

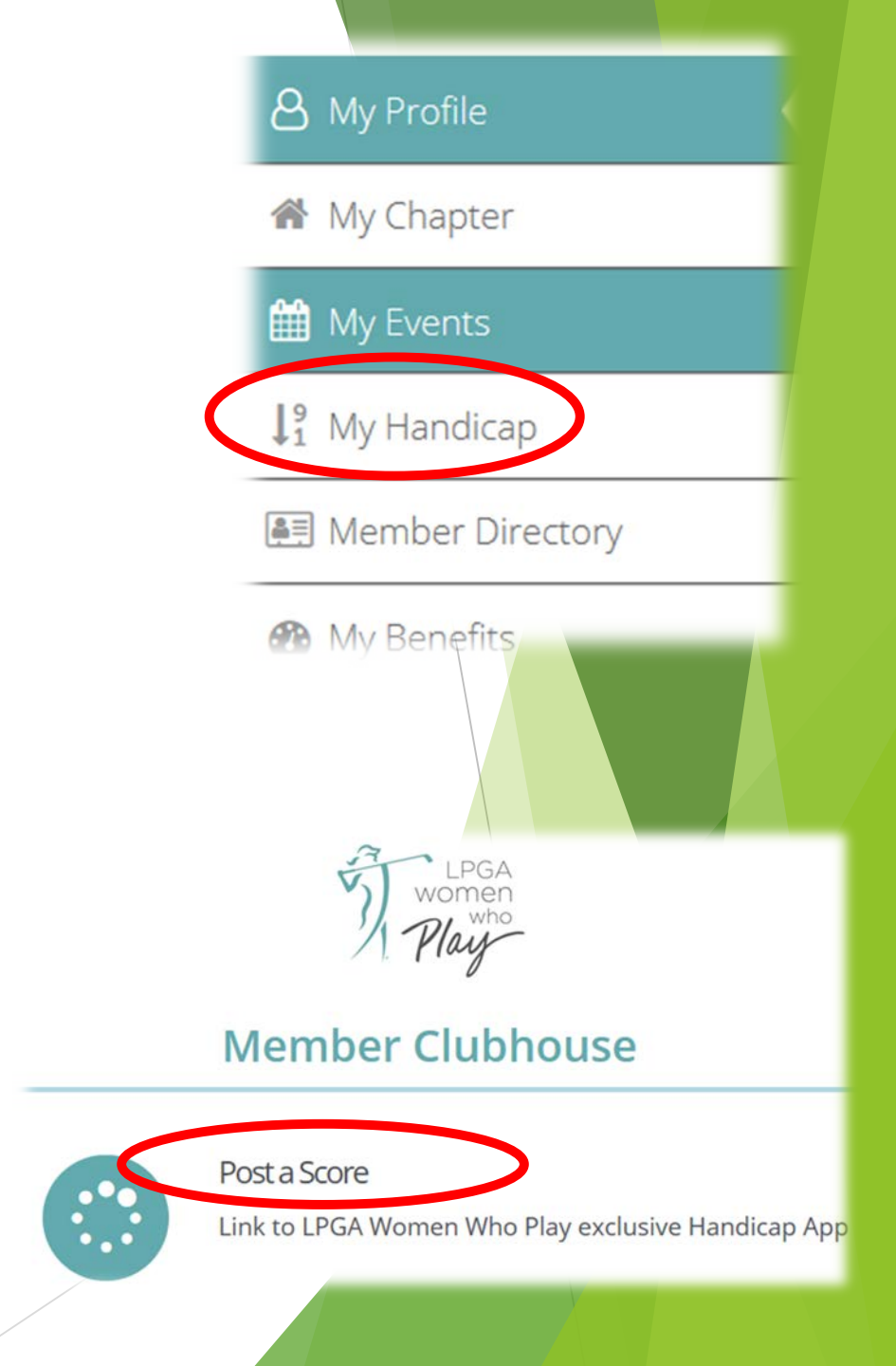
# What Happens when you Post a Score?

- ▶ You tell the handicap system:
  - ▶ Which Course
  - ▶ Which Tees
  - ▶ 9 Holes or 18 Holes (VERY IMPORTANT)
- ▶ The system looks up the rating and slope (it knows you are female)
- ▶ And calculates a **DIFFERENTIAL** - how much over the rating you were, adjusted for course difficulty.
  - ▶ If I shoot a 98 at Wind Watch the system calculates:
    - ▶  $(98 - 70.1) * 113 / 123 = 25.6$
  - ▶ If I shoot a 98 at Bethpage Red the system calculates:
    - ▶  $(98 - 74.1) * 113 / 128 = 21.1$
- ▶ The system manipulates these **DIFFERENTIALS** to calculate your **Handicap Index**.

# How to Sign Up

- ▶ Use of the **GN21 Handicap System** is **FREE** as part of your LPGA WWP membership.
  - ▶ LPGA WWP LI also offers access to the GHIN system through the MGA (email [handicap@ewgali.org](mailto:handicap@ewgali.org) for info)
- ▶ To Access **GN21**, go to [lpgawomenwhoplay.com](http://lpgawomenwhoplay.com) Login.

At the LPGA WWP Portal maximize the screen and select **My Handicap** from the menu on the left. Look for the line that says: **Post a Score**.




# How to Post Scores


- ▶ When you post you MUST
  - ▶ Find your course in the list
  - ▶ Carefully select the tees you played from (usually Red)
  - ▶ Enter the number of holes played
  - ▶ Enter your total score as adjusted by Equitable Stroke Control (ESC)
    - ▶ If you don't yet have a handicap use "40 and above" for ESC
    - ▶ Those really bad holes don't represent your potential
- ▶ What to post
  - ▶ Only scores for rounds played according to the rules of golf
  - ▶ Only during the local season (April-November here)
  - ▶ Always adjust your hole-by-hole scores for ESC
  - ▶ Do NOT post scores if the course has no USG Slope and Rating (e.g. Harbor Links Exec)
  - ▶ Do NOT post scores if you play alone


Course Handicap	Maximum Number
9 or less	Double Bogey
10-19	7
20-29	8
30-39	9
40 and above	10


**Post Score** ☐ Include Statistics


**Entry Type** ☒ Total Score ☐ Hole By Hole


**Play Date**  

**Course**   [Away Course Search](#)

**Holes**  

**Tee**  

**Rating/Slope**  /   [Report Inaccurate Rating Info](#)

**Attestor**   [Find Attestor](#)

☐ Round was played alone (Not used in handicap)

**Score Type** ☐ Tournament

---

**Adjusted Gross Score:**



# Full Score Card with Actual and Postable Scores

	Hog's Bottom Golf Course Rating 70.1 Slope 123									
Hole	1	2	3	4	5	6	7	8	9	Total
Fwd Tee Yardage	300	290	450	130	305	295	120	440	320	2650
Par	4	4	5	3	4	4	3	5	4	36
My Score	5	5	10	4	6	9	3	5	4	51
My Postable Score	5	5	8	4	6	8	3	5	4	48

So I would post a score of 48 for the 9 holes.

If I post a 50 next week, the system will combine the two scores into a score of 98 on 18-holes.

My Hdcp Index= 25. My Course Handicap = 27. ESC limits me to 8 strokes per hole.

Course Handicap	Maximum Number
9 or less	Double Bogey
10-19	7
20-29	8
30-39	9
40 and above	10

# How Long Does it Take?

- ▶ You must post at least 5 scores before the system will calculate a handicap index
- ▶ Your handicap will update once every two weeks

UhOh, that's  
gonna hurt  
her handicap

