




THE RULES OF GOLF

you've just gotta know!



By Suzanne M. Garcia
Former Rules & Handicap Chair
Updated for 2017 by Sandy Hutchins
Current Rules & Handicap Chair



2017 Rules and Handicap Committee for EWGA LI

- ***Sandy Hutchins*** _ handicap@EWGALI.org
- ***Maureen Mahoney***
- ***Ro Bencivinni***
- ***Jane Metzger***

- ***Patrice Franco – for MGA GHIN issues***

The Most Important Rule (RULE No. 13 & No. 1)

- ***Play the ball as it lies and the course as you find it***
 - Don't bend or break any plants and don't fluff up the grass to improve your lie
 - Don't move the ball, clean it, lift it, etc.
 - UNLESS:
 - The Ball is on the green
 - (MARK, lift, clean & place)
 - The Rules of Golf provide relief

Oh no!
I can't hit that ball



Ball Unplayable

Rule 28

- Player may declare ball unplayable anywhere on the course (EXCEPT IN A WATER HAZARD)
 - under penalty of 1 stroke
 - Relief:
 - Drop ball within 2 club-lengths of spot where ball lay
 - If ball is in bunker – MUST drop in bunker
 - Play a ball as nearly as possible from the spot ball last played from
 - Drop a ball behind the point where the ball lay
 - Keeping that point directly between the hole and the place the ball is now played from
 - No limit on how far back that spot is – BUT if ball is in bunker must drop in bunker






Obstructions & Loose Impediments

- Obstruction
 - Anything artificial
 - Roads, cart paths, electrical boxes, bunker rakes, trash cans, etc.
 - EXCEPT:
 - Objects (fences, walls, stakes & railings) that define out of bounds; and
- Note: Trees, Boulders, and Bushes are NOT Obstructions. Leaves, twigs and stones are Loose Impediments.

Now, that's just not fair...



I could break my wrist if I hit that



Relief from Obstructions & Loose Impediments

- Movable Obstructions (Rule 24-1)
 - If ball is not in or on the obstruction
 - Move the obstruction
 - If ball moves – replace the ball – **NO PENALTY**
 - If ball is in or on the obstruction:
 - Lift ball; Remove obstruction
 - Through the green or in bunker:
 - » Drop ball as near as possible to spot where ball was
 - On the green:
 - » Place ball as near as possible in spot under obstruction
 - No nearer the hole; May clean ball
- **Reminder: Bunker Rakes** are movable obstructions.
- Outside of bunkers and water hazards you may **move loose impediments**, but if your ball moves there is a **1 stroke penalty**.



Relief from Obstructions (cont'd):

- Immovable Obstructions (Rule 24.2)
 - Player may take relief
 - When ball lies in or on immovable obstruction; or
 - Obstruction interferes with stance or area of intended swing
 - EXCEPT if ball is in water hazard or lateral water hazard
 - Through the Green:
 - Drop ball within 1 club-length of nearest point of relief
 - But not in hazard or on putting green



Relief from Obstructions (cont'd):

- Immovable Obstructions (Cont'd)



- In a bunker:

- Drop a ball within 1 club-length of nearest point of relief
 - MUST DROP IN BUNKER; OR
 - Drop a ball behind the point where the ball lay Keeping that point directly between the hole and the place the ball is now played from
 - No limit on how far back that spot is, BUT if you are in a bunker it costs a **One Stroke Penalty** to get out.

- On the Putting Green

- Place at nearest point of relief (not in bunker) but may be off green

Finding the nearest point of relief



Ball in water Hazard

Rule 26

- Must know or be virtually certain ball is in Hazard

Water Hazard

- Yellow Stakes

Lateral Water Hazard

- Red Stakes



Water Hazard Options

- Water Hazard

- Play the ball from the water hazard
- Drop ball behind the water hazard
 - Point where ball last crossed margin of hazard
 - On line with hole
 - Drop as far behind water hazard as desired
- Play ball from a spot as near as possible to where the ball was last played from
- May lift and clean ball – or substitute ball
- **ALL UNDER PENALTY OF ONE STROKE!**



Water Hazard

Defined by Yellow Stakes



Lateral Water Hazard Options

- Same options as Water Hazard
- Additional options:
 - Drop ball within 2 club lengths of where ball last crossed margin of hazard
 - Not nearer the hole
 - Drop ball at point on opposite margin of water hazard – rarely used
 - May lift and clean ball – or substitute ball

Lateral Water Hazard



Defined by Red Stakes

I can't find my ball



- Ball Lost (Rule 27-1)
 - If ball not found after 5 minutes* of searching
 - Player must play another ball from the spot where the first ball was played from
 - **UNDER PENALTY OF STROKE & DISTANCE**
 - Unless known or virtually certain:
 - » Ball is lost in obstruction (Rule 24-3) or abnormal ground condition (Rule 25-1c)
 - » Ball has been moved by outside agency (Rule 18-1) or is in water hazard (Rule 26-1)

*Most EWGA Leagues limit search time to 1-3 minutes.

I found my ball but it's beyond those white stakes

- Out of Bounds (Rule 27-b)
 - Ball is out of bounds when it is beyond boundaries of the course; or
 - Ball is in an area marked by fences, railings, walls or white stakes; or
 - By white lines drawn
 - Player may stand out of bounds to hit ball lying in bounds
 - Ball is out of bounds when all of it lies out of bounds



Out of Bounds (cont'd)

- If ball is out of bounds, a player **MUST** play a ball as nearly as possible from the spot the original ball was last played from
- **UNDER PENALTY OF STROKE AND DISTANCE**



Provisional Ball (Rule 27-1b)



- If ball is thought to be lost or out of bounds
 - Player may hit a second ball to speed play
 - Must declare as provisional ball to playing partners
 - If original ball is then found – or found to be in bounds
 - Must pick up provisional ball and play original ball
 - Player may continue to play provisional ball until reaching place where ball is thought to be lost or out of bounds


Ball in Motion Deflected or Stopped (Rule 19-for Stroke Play)

- By outside agency or Fellow Competitor, her caddie or equipment
 - No penalty – play ball as it lies
 - Except on **green** where Stroke cancelled & Ball Must be replaced and replayed
- By player, partner, or their caddies or equipment
 - **One stroke penalty** – play ball as it lies

Ball at Rest Moved (Rule 18)

- Moved by outside agency Or by another ball or another player
 - No penalty; Ball must be replaced
- If you accidentally cause your ball to move or lift it when not permitted
 - **One stroke penalty**; Ball must be replaced
- If a ball at rest is moved by wind or gravity
 - No penalty; Play it as it lies

Odds and Ends



- On the Green:
 - Ball must not strike the flagstick (Rule 17-3)
 - Or another player's ball at rest on the green (Rule 19-5a)
 - If player's ball is on green when stroke is made
 - **Two stroke penalty** and play ball as it lies
 - Player may lift & clean ball (Rule 16-1a)
 - Must mark first (Rule 20-1)

Odds and Ends

- The Teeing Ground
 - Defined as Rectangular area
 - Two club-lengths deep
 - Front and sides of which are defined by tee markers
- May stand outside to hit ball inside teeing ground
- Ball is outside teeing ground when all of it is outside
- Ball not in play until stroke is made

Maureen's Rules for More Enjoyable Golf

1. Never pass a bathroom
2. Never try to putt when your nose is running
3. If you think your ball may be unplayable, it is.
4. When going over water, you can hit one more club or two more balls.
5. When the bats come out, it's time to stop.



Happy Golfing!

